



NEW Strategic Asset Management Policy

Updated Asset Management Plan

Ten Year Capital Investment Plan

Detailed Capital Budget





Tonight's Meeting

- No Decisions or Approvals to make
- Setting the Context for next capital review meeting
- Tonight:
 - Introduction of the following documents to Council:
 - NEW Strategic Asset Management Policy
 - UPDATED Asset Management Plan
 - UPDATED 10 Year Capital Investment Plan
 - 2019 Capital Budget
 - Distribution of these materials for review



Achievements in Financial Sustainability

- ✓ Consolidated 10 year capital investment plan valued at \$242 Million
- ✓ Continued strengthening of our annual tax cash to capital reserve contributions
- ✓ Ensuring alignment with the Town's Asset Management Plan
- ✓ Maximizing of Town's access to available grant monies
- ✓ Finance Advisory Committee detailed operating budget reviews completed for ALL departments

Financial Context

- Capital Reserve Contributions, incl. OCIF, gas tax
 - 2017 \$10.9 Million
 - 2016 \$9.6 Million
- Contribution as % of Amortization
 - 2017 87.0%
 - 2016 79.8%



© Enache Dumitru Bogdan • www.free-cartoon-clipart.blogspot.com


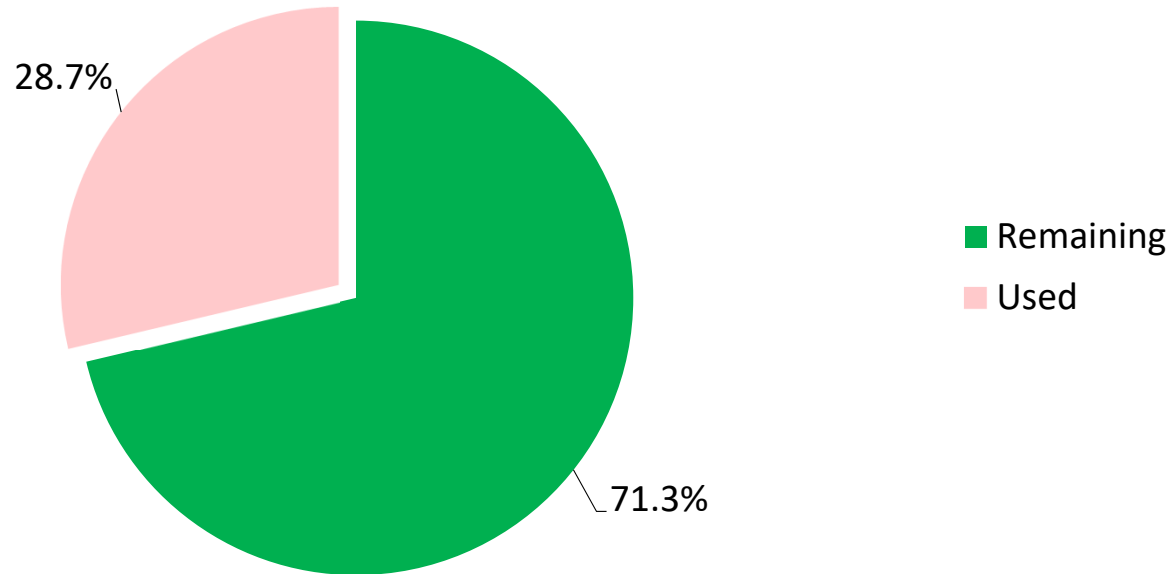


History of Tax to Capital Increases



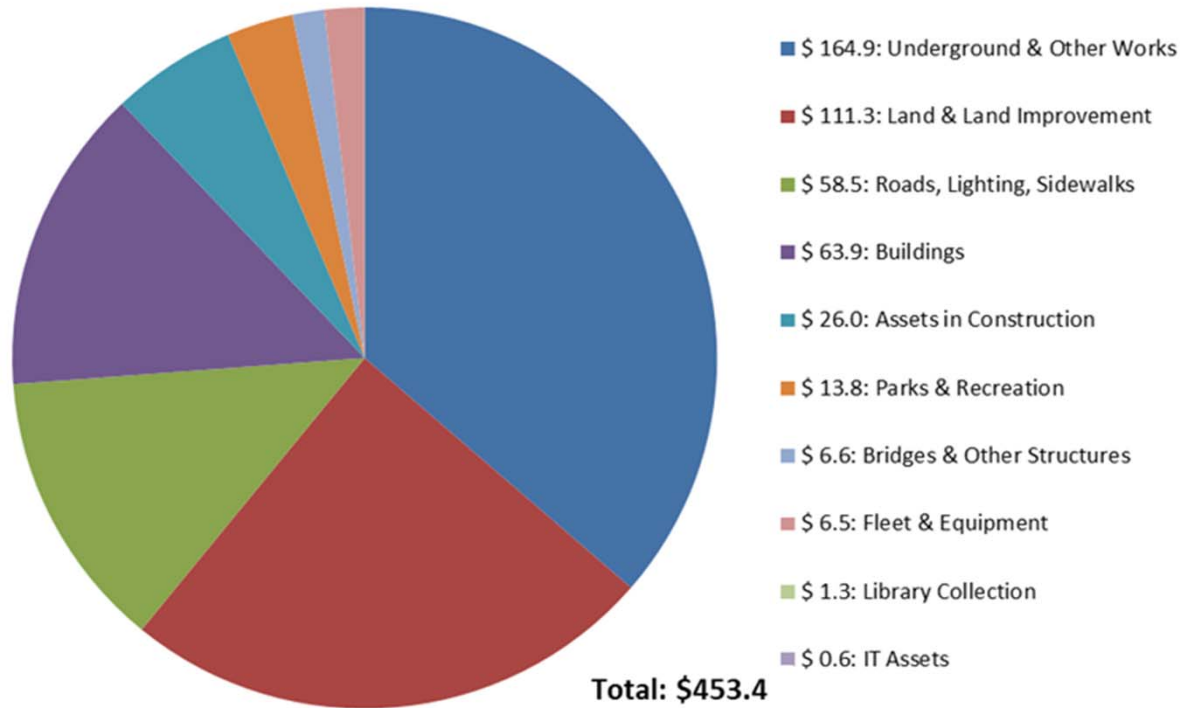
Asset Consumption Ratio

Status of Expected Life of Assets - Overall



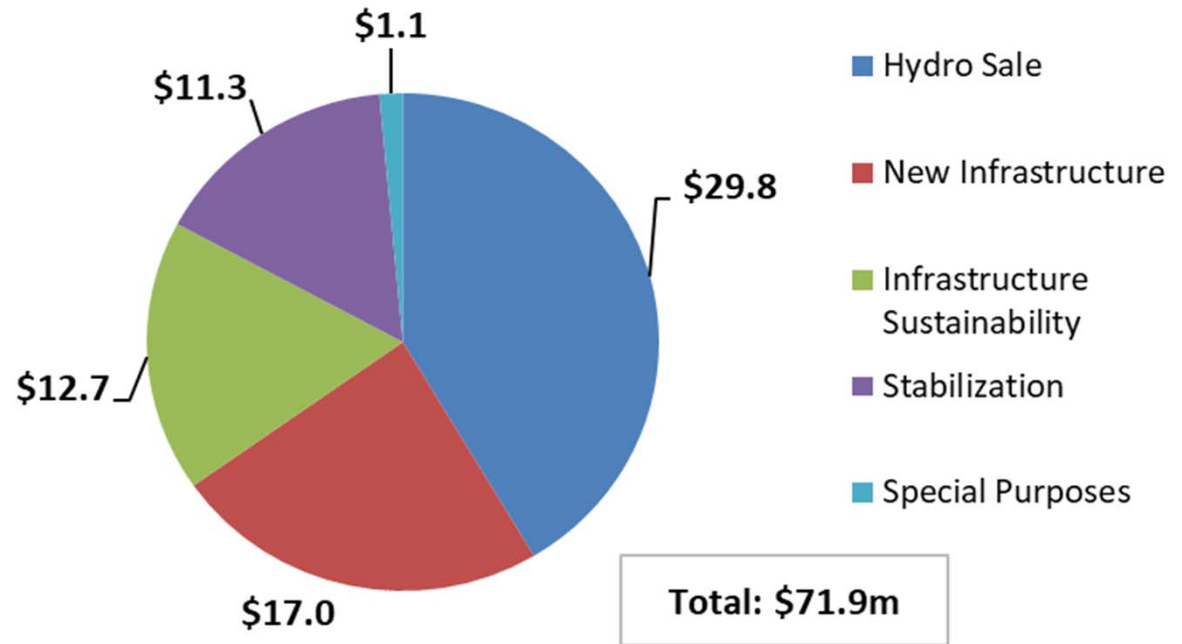
Owned Assets

2017 Tangible Capital Assets (Net) (Million\$)



Reserve Funds

**Reserve Funds (in \$Millions), Est.
Dec. 2018**



Details of these reserve fund estimates can be found in capital binder



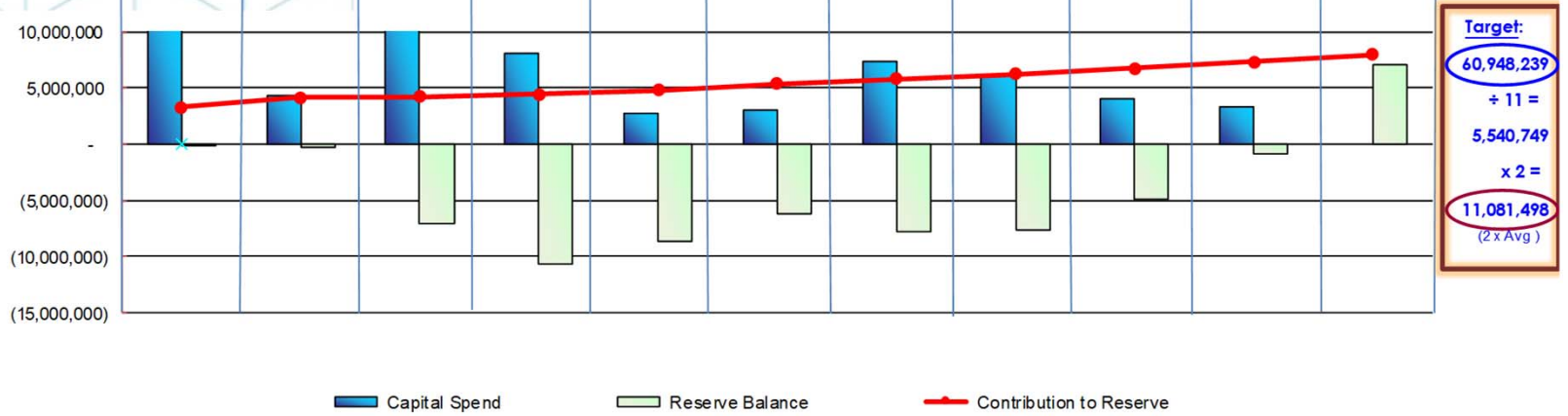
Ten-Year Capital Plan

- 2018 plus ten years
 - Total 519 projects and \$285.8 million
 - 356 Repair & Replacement projects representing 48% of total spend
 - 99 Growth & New projects representing 50% of total spend
 - Includes library square redevelopment, SARC additions, Aurora promenade development
 - 64 Studies & Other projects representing 2% of the total spend

R&R Reserves with Increments

R&R CASH FLOW:

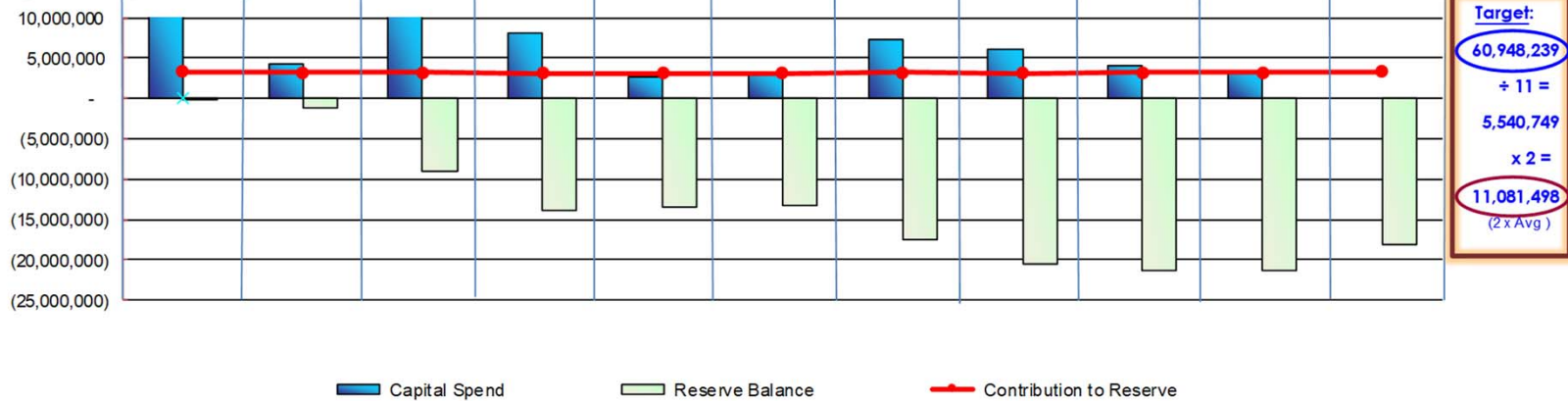
	2018	2019	2020	2021	2022	2023	2024	2025	2026	2027	2028	2018-2028
Opening R & R Reserve Balance	7,488,411	(170,715)	(342,406)	(7,120,845)	(10,720,004)	(8,665,271)	(6,246,710)	(7,745,306)	(7,638,397)	(4,894,071)	(893,482)	7,488,411
Reserve 'Revenue':												
Allocation of Avail CTC	3,264,500	4,174,273	4,245,609	4,567,805	4,906,574	5,497,869	5,919,349	6,362,636	6,828,761	7,373,473	7,946,257	61,087,103
Reserve Balance Interest (@ 1.15%)	41,800	(2,900)	(42,700)	(102,000)	(110,800)	(85,300)	(80,000)	(87,900)	(71,600)	(33,100)	35,300	(539,200)
Total Revenue/Funding	3,306,300	4,171,373	4,202,909	4,465,805	4,795,774	5,412,569	5,839,349	6,274,736	6,757,161	7,340,373	7,981,557	60,547,903
Funding Requests	10,965,426	4,343,064	10,981,347	8,064,964	2,741,041	2,994,008	7,337,944	6,167,827	4,012,834	3,339,784	-	60,948,239
Closing R&R Reserve Balance	(170,715)	(342,406)	(7,120,845)	(10,720,004)	(8,665,271)	(6,246,710)	(7,745,306)	(7,638,397)	(4,894,071)	(893,482)	7,088,075	7,088,075



R&R Reserves with no increments

R&R CASH FLOW:

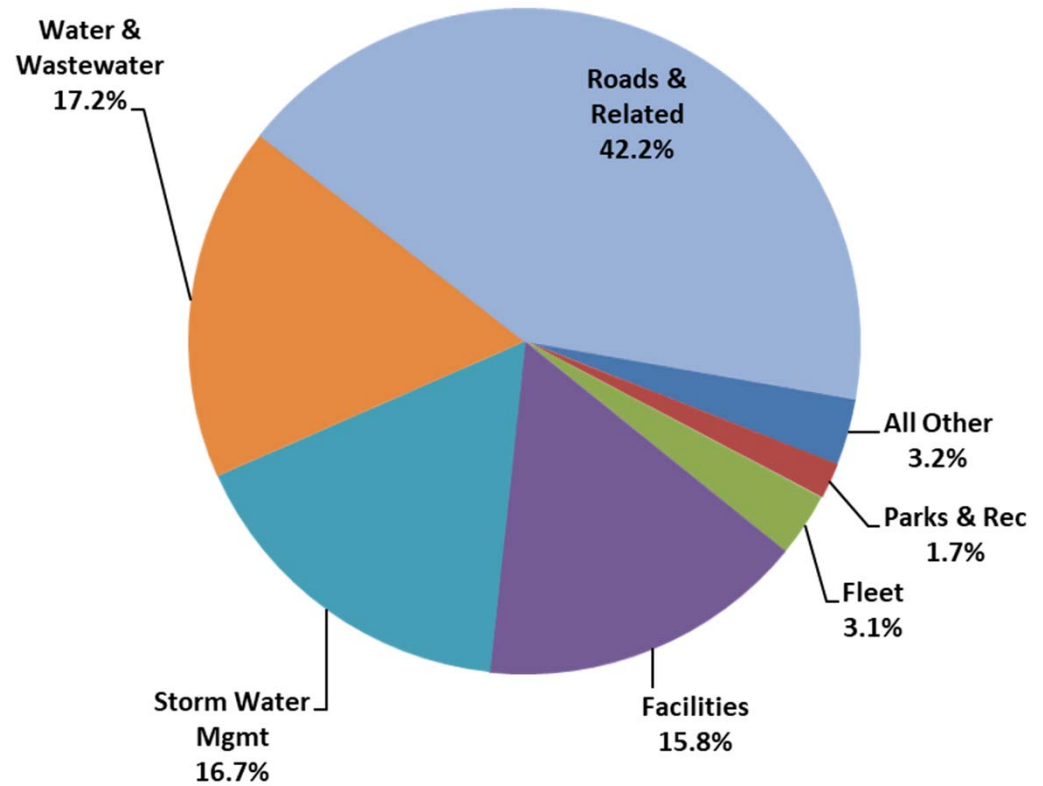
	2018	2019	2020	2021	2022	2023	2024	2025	2026	2027	2028	2018-2028
Opening R & R Reserve Balance	7,488,411	(170,715)	(1,252,179)	(9,011,726)	(13,914,190)	(13,501,531)	(13,316,339)	(17,469,783)	(20,461,010)	(21,280,944)	(21,389,328)	7,488,411
Reserve 'Revenue':												
Allocation of Avail CTC	3,264,500	3,264,500	3,264,500	3,264,500	3,264,500	3,264,500	3,264,500	3,264,500	3,264,500	3,264,500	3,264,500	35,909,500
Reserve Balance Interest (@ 1.15%)	41,800	(2,900)	(42,700)	(102,000)	(110,800)	(85,300)	(80,000)	(87,900)	(71,600)	(33,100)	35,300	(539,200)
Total Revenue/Funding	3,306,300	3,261,600	3,221,800	3,162,500	3,153,700	3,179,200	3,184,500	3,176,600	3,192,900	3,231,400	3,299,800	35,370,300
Funding Requests	10,965,426	4,343,064	10,981,347	8,064,964	2,741,041	2,994,008	7,337,944	6,167,827	4,012,834	3,339,784	-	60,948,239
Closing R&R Reserve Balance	(170,715)	(1,252,179)	(9,011,726)	(13,914,190)	(13,501,531)	(13,316,339)	(17,469,783)	(20,461,010)	(21,280,944)	(21,389,328)	(18,089,528)	(18,089,528)




2019 Capital Budget

Repair & Replacement of Capital Assets	\$10,846,200
Growth & New Infrastructure	49,617,600
Studies & Other periodic projects	<u>1,160,000</u>
Total proposed 2019 Capital Budget	\$61,623,800


2019 Infrastructure Repair & Replacement



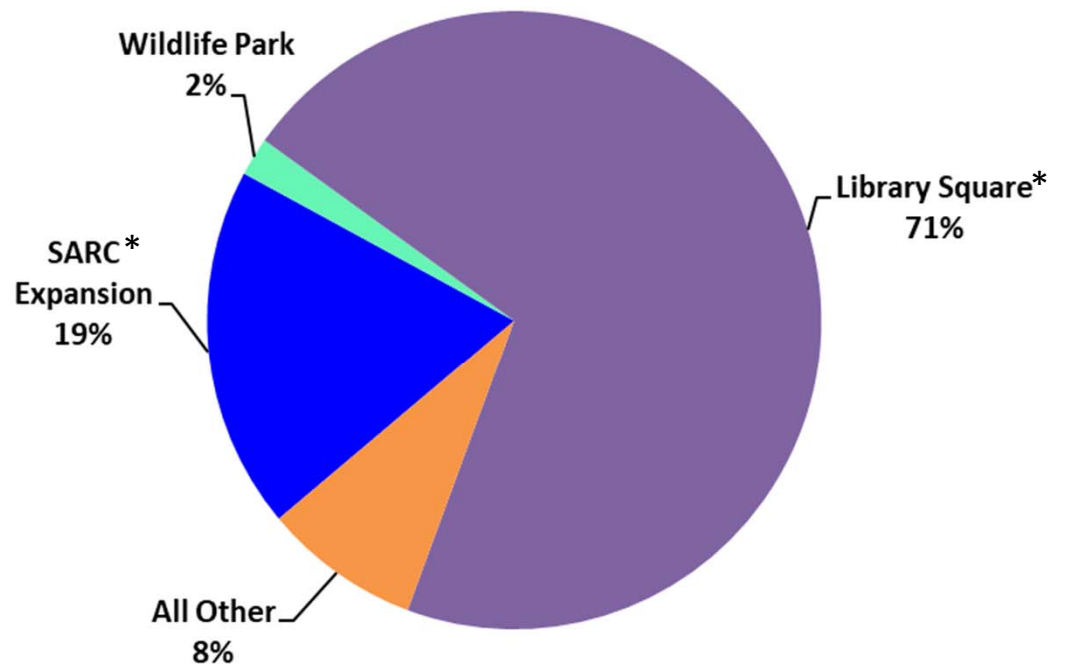
2019: \$10,846,200



2019 Growth & New Infrastructure



2019: \$49,617,600



*Capital project placeholder amounts; These placeholders will be subject to change as per future staff reports to Council.



2019 Capital: Next Steps

- Next budget meeting: Saturday Feb 2nd - 9 a.m.
- Review Capital Budget binder distributed tonight
- Will review and seek approval of:
 - ✓ NEW Strategic Asset Management Policy
 - ✓ Updated Asset Management Plan
 - ✓ 2019 Detailed Capital Budget
- Will review:
 - ✓ Ten Year Capital Investment Plan

2019 Capital: Next Steps Cont'd

- We encourage you to speak with the department project owner prior to our meeting should you have any questions
- Committee recommendations will then be brought forward directly to Council for final approval



Questions

